

Screw Terminal
DTP-64A



* Specifications, color and design of the products are subject to change without notice.

Features

A signal line from an external device can be connected to the terminal simply by using screws.

The optional cable can be used to connect easily to the board/card.

Specification

Item	Specifications
Terminal	
Terminal type	JTB611-00-2-03-3 [mfd. by JITE] equivalent
Number of terminals on terminal strips	96 pin
Stripped length (mm)	6
Screws	M3
Connectable wire (mm ²)	Maximum connection range : 0.13 - 1.5 Single wires : 0.5 - 1.5 Stranded wires : 0.5 - 1.5
Acceptable voltage	60V
Acceptable current	1A
Connector	
Connector used	PCR-E96MD+ [mfd. by HONDA TSUSHIN KOGYO Co., LTD] equivalent
Applicable connector	PCR-E96FA [mfd. by HONDA TSUSHIN KOGYO Co., LTD] equivalent
Dimensions (mm)	170(W) x 122(H)

Packing List

- Body ...1
- User's Guide ...1

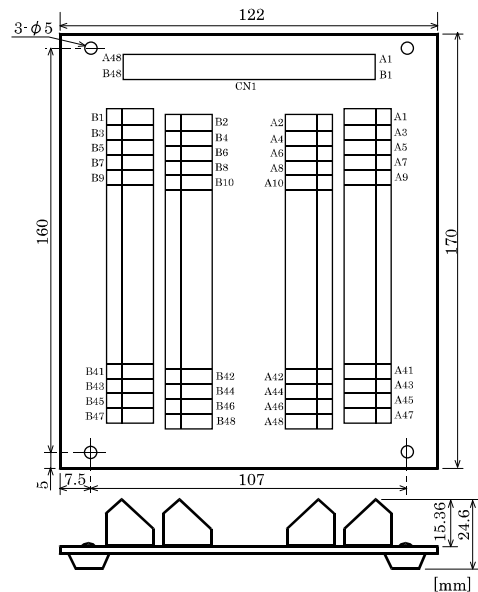
⚠ CAUTION

The option cable is not appended to the interface board/card and this product. Be sure to check the manual or visit the CONTEC's Web site of the board/card to be used and then buy an appropriate cable.

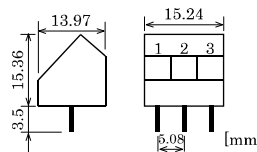
The DTP-64A is a screw terminal fastened with screws, which relays the I/O wirings of CONTEC interface board or card with a 96-pin half-pitch connector.

The pins in the 96-pin half-pitch connector correspond to their respective terminals on the terminal strips on a one-to-one basis, allowing you to easily connect the board to an external device via the terminal strips.

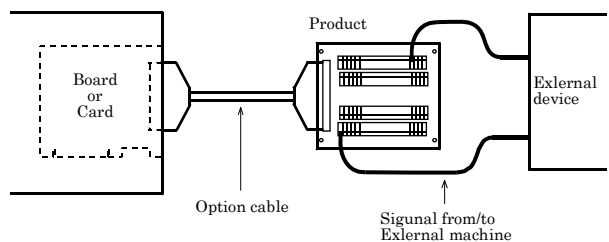
External View and Dimensions



External Views and Dimensions of Terminal Strip



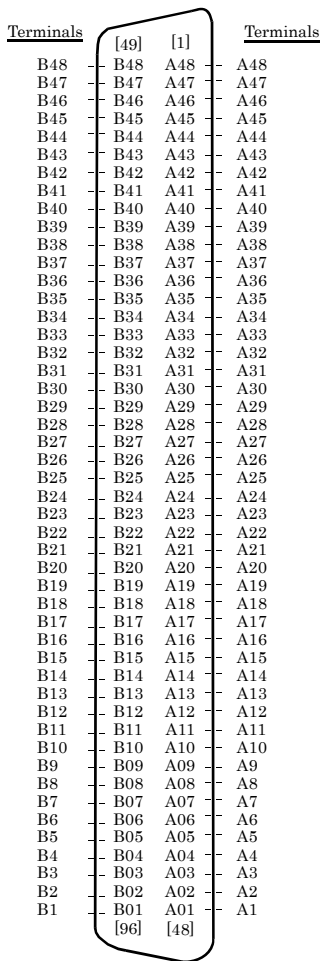
DTP-64A Connections



- (1) Connect the interface board/card and the product using the separately available option cable.
- (2) Check the wiring destination of the product and wire the signal conductors from the external device. You can easily connect the conductors to the terminals using the screws.

Wiring Diagram

96pin Conector



The numbers in square brackets [] are pin numbers designated by HONDA TSUSHIN KOGYO CO., LTD.

Difference point with DTP-64(PC)

This product is a successor of the previous model DTP-64(PC). So you can use the same operating procedures as DTP-64(PC).

The differences on the specification are as follows :

	DTP-64A	DTP-64(PC)
Terminal type	JTB611-00-2-03-3 [mfd. by JITE] equivalent	MK8/4 [mfd. by NIHON WEIDMULLER] equivalent
Screws	M3	M2.5
Terminal color	Green	Orange
Height of rubber foot	7.2mm	5.0mm